











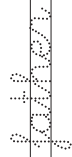
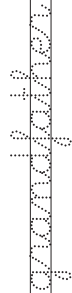
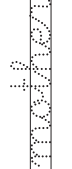
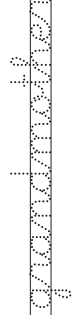
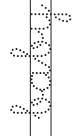





Match the family members

Name: _____

Class: _____

CLASS WORKSHEET

   Trace the words and colour the pictures. Cut out and match.

 _____	 _____	 _____	 _____	 _____
 _____	 _____	 _____	 _____	 _____
 _____	 _____	 _____	 _____	 _____
 _____	 _____	 _____	 _____	 _____

- Hand out a copy of the worksheet to every pupil.
- Ask the pupils to trace the family words and colour the pictures. They then carefully cut out all the cards.
- Play with a partner: Place the cards face down; take turns to turn over two cards; if the word and picture match, you win the pair and have another go; if they don't match, put them back and now it is your partner's turn. The player with the most pairs at the end of the game is the winner!